

## CIRCUIT INSPECTION

DTC	11, 15	Actuator Motor Circuit
-----	--------	------------------------

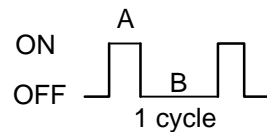
### CIRCUIT DESCRIPTION

The actuator motor is operated by signals from the ECU. Acceleration and deceleration signals are transmitted by changes in the Duty Ratio (See note below).

#### Duty Ratio

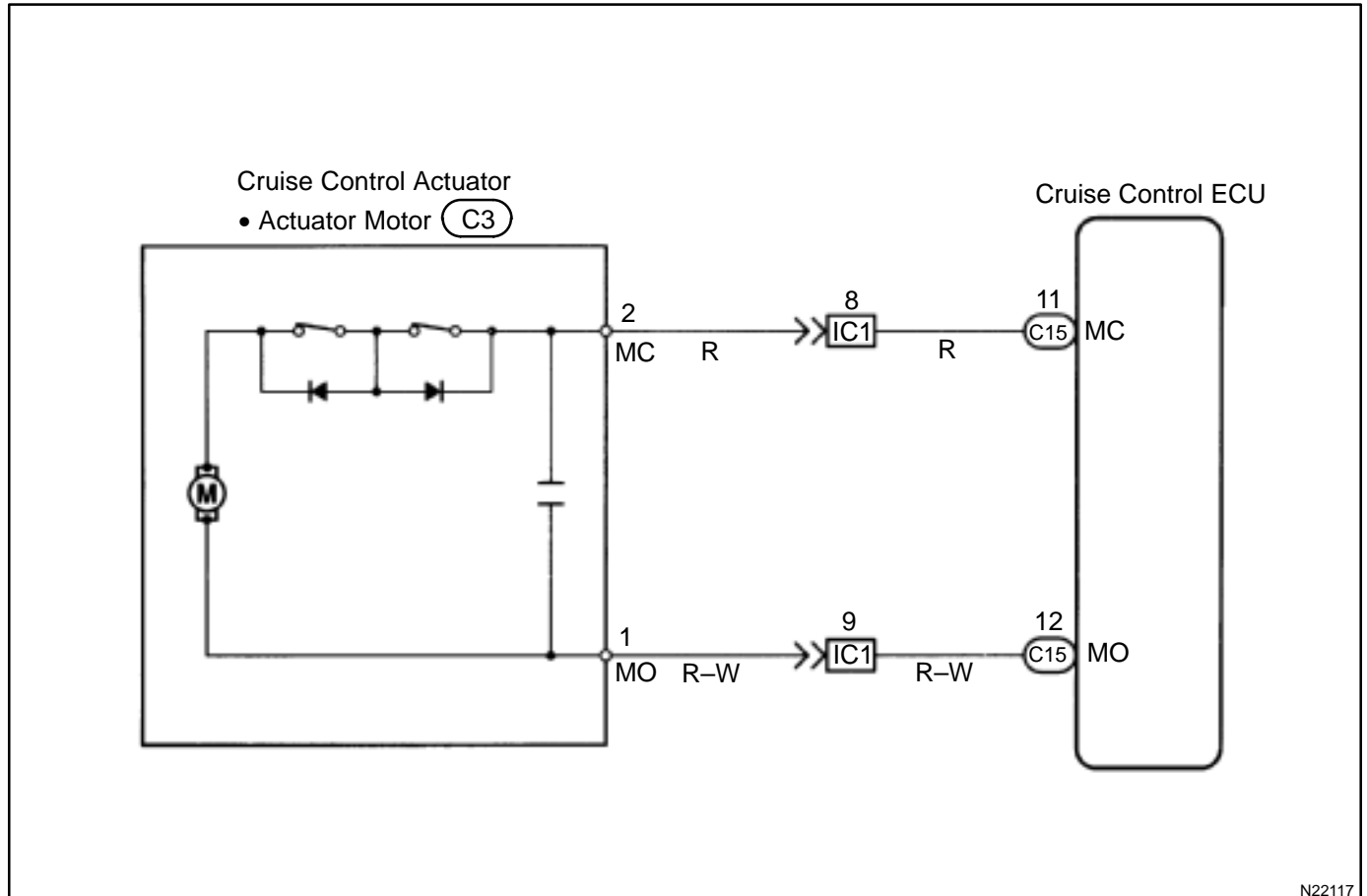
The duty ratio is the ratio of the period of continuity in one cycle. For example, if A is the period of continuity in one cycle, and B is the period of non-continuity, then.

$$\text{Duty Ratio} = \frac{A}{A + B} \times 100 (\%)$$



DTC No.	Detection Item	Trouble Area
11	• Short in actuator motor circuit.	<ul style="list-style-type: none"> <li>• Cruise control actuator</li> <li>• Harness or connector between actuator and cruise control ECU</li> <li>• Cruise control ECU</li> </ul>
15	• Open in actuator motor circuit.	<ul style="list-style-type: none"> <li>• Cruise control actuator</li> </ul>

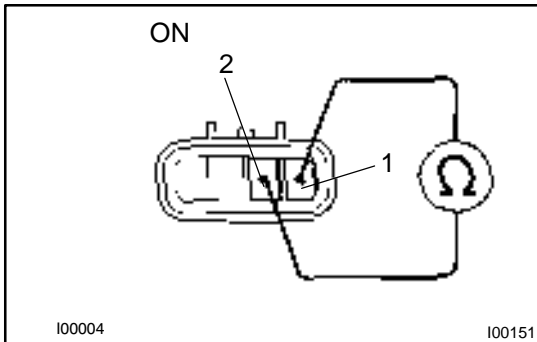
### WIRING DIAGRAM



N22117

## INSPECTION PROCEDURE

- |          |   |
|----------|---|
| <b>1</b> | <b>Check resistance between terminals MO and MC of cruise control actuator.</b> |
|----------|---|

**PREPARATION:**

- (a) Ignition switch ON.
- (b) Disconnect actuator connector.

**CHECK:**

Measure resistance between terminals 1 and 2.

**HINT:**

If control plate position is fully opened or fully closed, resistance can not measure.

**OK:**

**Resistance: more than 4.2 Ω**

**NG**

**Replace actuator assembly.**

**OK**

- |          |  |
|----------|--|
| <b>2</b> | <b>Check wire harness and connector between terminals MO of cruise control ECU and MO of cruise control actuator (See page <a href="#">IN-27</a>).</b> |
|----------|--|

**NG**

**Repair or replace harness or connector.**

**OK**

**Replace cruise control ECU.**  
(See page [IN-27](#)).